

Survey

	Hessen	Germany
Population	6,067,021	81,751,602
Inhabitants per km ²	287	229
Agricultural holdings (number)	17,805	299,134
Ø Average size	43.0 ha	55.8 ha
Organic Farming		
Holdings (number)	1,741	16,532
Utilized area (ha UAA)	78,775	1,014,000
Share of organic area in the UAA	10.5 %	6.07 %
Livestock holding		
Dairy cows	149,180	4,164,789
Breeding sows	59,369	2,364,812
Average Dairy cows/holding	37.8	46.4
Average Breeding sows/holding	40.9	113.6
Land Use		
Utilised agricultural area (UAA)	766,437	16,704,044
thereof		
Arable land	62.2 %	70.9 %
Grassland	37.0 %	27.9 %
Vineyards	0.4 %	0.6 %
Fruit-growing	0.2 %	0.4 %
Percentage of leasehold land	63.5 %	59.8 %
Farm Structure		
Livestock-farming	39.1 %	43.4 %
Crop-farming	28.6 %	24.5 %
Granivore production	3.0 %	6.4 %
Horticulture	2.4 %	2.8 %
Permanent crop-farming	3.8 %	7.8 %
Mixed-farming	23.1 %	15.1 %
Form of Organisation		
Sole Holders	16,514	273,030
thereof		
Full-time farming	5,227	135,412
Part-time farming	11,287	137,618
Legal entity	111	5,062

Source: Department of Statistics, Wiesbaden (04/2012)

For further information as well as a wide range of detailed, structural agricultural data, please visit the websites of the following authorities:

- Government Department for Environment, Energy, Agriculture and Consumers Protection (Federal State of Hessen)
www.hmuelv.hessen.de / *Landwirtschaft* / *Agrarstrukturdaten*
- Department of Agriculture Affairs
www.lh.hessen.de / *Landwirtschaft* / *Unternehmensberatung* / *Agrarstatistik*
- Department of Statistics
www.statistik-hessen.de / *Landwirtschaft*

Editor:



Hessisches Ministerium für Umwelt, Energie, Landwirtschaft und Verbraucherschutz
Mainzer Straße 80, 65189 Wiesbaden
Phone 0049 (611) 815-0
Internet: www.hmuelv.hessen.de

Landesbetrieb Landwirtschaft Hessen
Kölnische Straße 48-50, 34 117 Kassel
Phone 0049 (561) 7299-0
Internet: www.lh.hessen.de

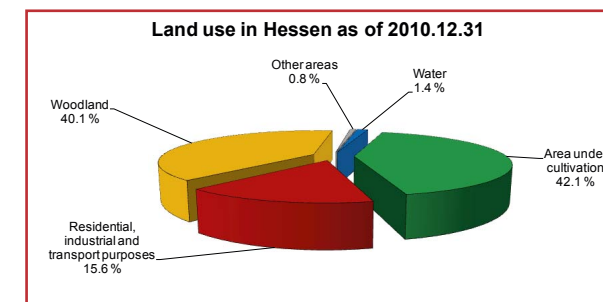


Date: August 2012

Hessisches Ministerium für
Umwelt, Energie, Landwirtschaft
und Verbraucherschutz



Agriculture in Hessen

Key Facts and Figures 2012



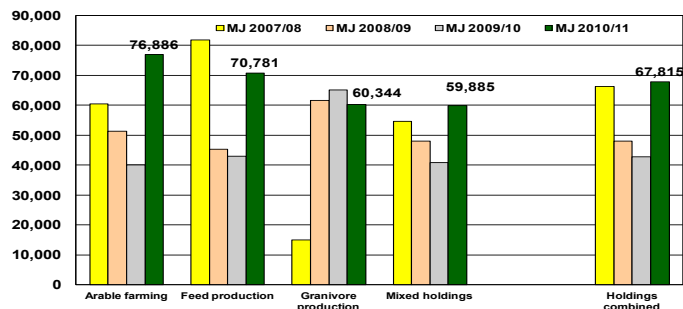
Source: Department of Statistics

Full-time Holdings

Situation in Year 2010/11

- Profit per family labour 42,267 €
- Labour force per full-time holding 2.3 annual work unit (thereof 1.7 family labour)
- Previous year's results after two difficult marketing years significantly exceeded (+58.5 %)
- Milk prices increased by 20 percent to 33.26 €/dt
- Crop-farmers are the winners of the marketing year
- Operating expenses increased, were compensated for significantly higher sales revenues

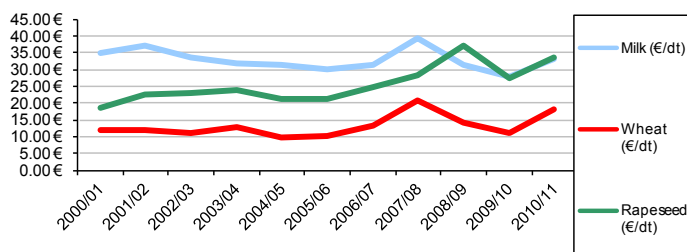
Profit development 2007/08 to 2010/11*



Comparison of key figures*

	2000/01	2010/11	Change
Area under cultivation ha	73.17	107.4	47 %
Annual work units number/holding	1.76	2.3	31 %
family labour	1.54	1.66	
non-family labour	0.17	0.64	
Dairy cows number/holding	29.4	36.7	25 %
Milk yield kg/cow	6,773	7,612	12 %
Breeding sows number/holding	11.4	16.1	41 %
Reared piglets/sow/year	19.0	22.3	17 %

Sales revenue development*



*Source: Department of Agriculture Affairs - Regional Statistics

Agricultural production systems

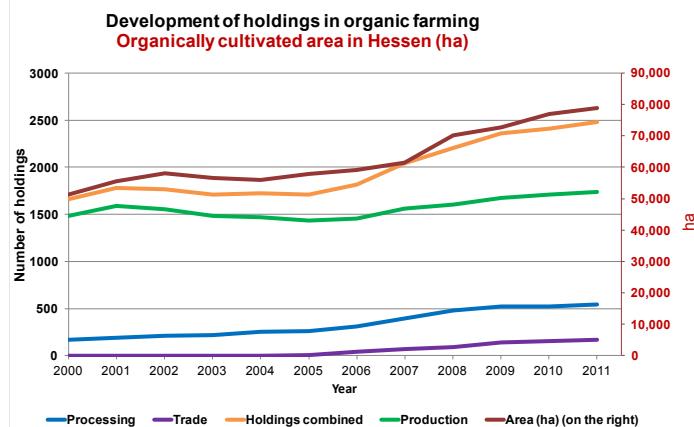
Livestock production

- area under cultivation increased by 5.8 percent to 111 ha
- stock of cows increased by 4 percent to 71.6 cows/holding
- sales revenues in animal production (+26 %) and crop production (+51 %) gone up
- feed expense increased by 16.2 percent up to 373 €/ha

Crop production

- after losses in both previous years, sales revenues in crop production increased by 55 percent
- Most important products:
- Cereals, rapeseed, potatoes, sugar beets
- Operating expenses increased by 11 percent

Organic Farming*



- Hessen leads Germany in organic farming. Altogether 78,775 ha of the area under cultivation are being farmed organically
- This corresponds to a ratio of 10.5 percent of the area under cultivation
- By the end of 2011 1,741 holdings in Hessen worked in accordance to the EU regulation 834/2007 on organic farming
- Demand for organically produced agricultural products still growing
- Organic farming is given particular support by the state of Hessen and the EU as an agri-environmental measure

*Source: HMUELV Department „Organic Farming“

Arable crops*

Root crops
19,300 ha sugar beet (77 %),
22 % potatoes

Rapeseed an turning rape
65,300 ha

Forage crops
65,300 ha
58 % Silage maize

Cereal crops
298,900 ha
57 % wheat
29 % barley



Agriculturally used area 476.800 ha

Livestock summary*

	1999	2010	Change
Cattle	560,000	464,000	-17 %
Dairy cows	176,000	149,000	-15 %
Holdings	7,695	3,943	
Ø Average stock	23	38	
Milk production	5,958	7,040	
Stock >50	33 %	62 %	
Stock >100		23 %	
Suckler cows	41,759	42,079	1 %
Holdings	5,052	3,930	
Ø Average stock	8	11	
Horses	29,000	32,000	10 %
Pigs	884,000	726,000	-18 %
Fattening pigs	562,000	440,000	-22 %
Holdings	11,038	4,263	
Ø Average stock	51	103	
Breeding sows	85,000	59,000	-30 %
Holdings	3,996	1,450	
Ø Average stock	21	41	
Stock >50	62 %	77 %	
Stock >100		64 %	
Sheep	183,000	140,000	-23 %
Laying hens	1,472,000	874,000	-41 %
Broilers	79,000	545,000	590 %

*Source: Department of Statistics >>>www.statistik-hessen.de